

WHAT IF...

PIPELINES AREN'T BUILT INTO THE NORTHEAST?

Natural gas production has surged in recent years and prices for the clean-burning fuel have fallen. But in the Northeast, people are still paying more than they should for both natural gas and electricity from gas-fired power plants. The problem is a shortage of pipelines, limiting the region's supply of natural gas and driving up prices. To fix it, there are plans to build more pipelines between the Northeast and gas-producing states.

But some politicians and interest groups want these projects blocked, no matter the economic consequences.



“Each of these new infrastructure projects should be stopped because it extends the fossil fuel era a few more disastrous decades.”

Bill McKibben

Environmental activist & DNC platform committee member



“The growing rallying cry of the climate movement, to keep fossil fuels in the ground, is taking hold, and not just in the form of chants and headlines, but in the form of cancelled gas pipelines...”

Sierra Club

OUR NEW REPORT ON PIPELINE OPPOSITION SHOWS NORTHEASTERN STATES ARE PAYING:



29% MORE

FOR RESIDENTIAL NATURAL GAS*



44% MORE

FOR RESIDENTIAL ELECTRICITY*


*THAN THE U.S. AVERAGE



62% MORE

FOR INDUSTRIAL ELECTRICITY*

AND BLOCKING NORTHEAST PIPELINE PROJECTS WOULD COST:




78,400

JOBS BY 2020



\$7.6 BILLION

IN GDP BY 2020



\$4.4 BILLION

IN LABOR INCOME BY 2020

READ THE FULL REPORT HERE: WWW.ENERGYXXI.ORG




ENERGY ACCOUNTABILITY SERIES



WHAT IF...

PIPELINES AREN'T BUILT INTO THE NORTHEAST?

OUR NEW REPORT SHOWS BLOCKING NORTHEAST PIPELINE PROJECTS WOULD IMPOSE MAJOR **COSTS** ACROSS NEW ENGLAND AND SEVERAL OTHER STATES:

	 JOBS	 GDP	 LABOR INCOME
NEW ENGLAND	22,900	\$2.0 BILLION	\$1.3 BILLION
MASSACHUSETTS	8,700	\$792 MILLION	\$528 MILLION
NEW YORK	17,400	\$1.6 BILLION	\$971 MILLION
NEW JERSEY	11,600	\$1.2 BILLION	\$673 MILLION
PENNSYLVANIA	21,900	\$2.4 BILLION	\$1.3 BILLION
OHIO	2,100	\$295 MILLION	\$115 MILLION
WEST VIRGINIA	2,500	\$159 MILLION	\$124 MILLION

Note: These figures reflect cumulative economic impacts by 2020

READ THE FULL REPORT HERE: WWW.ENERGYXXI.ORG

ENERGY ACCOUNTABILITY SERIES

